

SERENITY ACQUISITION COMPANY TEST REPORT

SCOPE OF WORK

REPORT OF SERENITY GLAZED ALUMINUM SLIDING DOOR SYSTEM TESTED IN ACCORDANCE WITH ANSI/UL 1784-2015.

REPORT NUMBER

106266697MID-004R1

TEST DATE(S)

11/17/25 - 11/18/25

ISSUE DATE

01/28/26

REVISION DATE

02/06/26

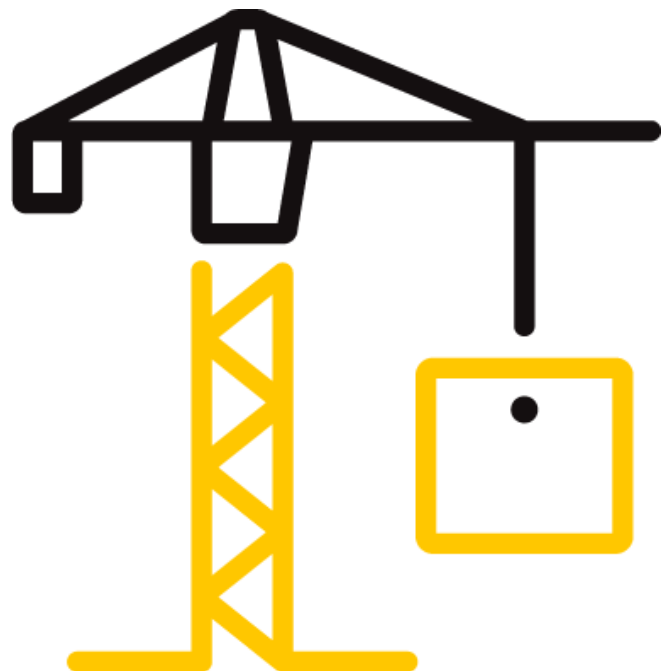
PAGES

10

DOCUMENT CONTROL NUMBER

RT-R-AMER-Test-2827 (09/09/21)

© 2017 INTERTEK



TEST REPORT FOR SERENITY ACQUISITION COMPANY

Report No.: 106266697MID-004R1

Date: 01/28/26

REPORT ISSUED TO

SERENITY ACQUISITION COMPANY

635 Elkton Drive

Colorado Springs, CO 80907

SECTION 1

SCOPE

Product: Serenity Glazed Aluminum Sliding Door System

Intertek Building & Construction (B&C) was contracted by Serenity Acquisition Company to evaluate their Glazed Aluminum Sliding Door System in accordance with ANSI/UL 1784-2015. Results obtained are tested values and were secured by using the designated test methods. Testing was conducted at the Intertek B&C test facility in Middleton, WI.

This report does not constitute certification of this product nor an opinion or endorsement by this laboratory.



Unless differently required, Intertek reports apply the "Simple Acceptance" rule, also called "Shared Risk approach," of ILAC-G8:09/2019, Guidelines on Decision Rules and Statements of Conformity.

SECTION 2

SUMMARY OF TEST RESULTS

TEST PRESSURE (inch H ₂ O)	MAXIMUM MEASURED LEAKAGE RATE (scfm/ft ²)
0.05	0.42
0.10	0.72
0.20	1.11
0.30	1.46

For INTERTEK B&C:

COMPLETED BY:	Kevin Dang	REVIEWED BY:	Russ Burt
TITLE:	Technical Team Lead Intertek B&C	TITLE:	Senior Associate Engineer Intertek B&C
SIGNATURE:		SIGNATURE:	
DATE:	02/06/26	DATE:	02/06/26

This report is for the exclusive use of Intertek's Client and is provided pursuant to the agreement between Intertek and its Client. Intertek's responsibility and liability are limited to the terms and conditions of the agreement. Intertek assumes no liability to any party, other than to the Client in accordance with the agreement, for any loss, expense or damage occasioned by the use of this report. Only the Client is authorized to permit copying or distribution of this report and then only in its entirety. Any use of the Intertek name or one of its marks for the sale or advertisement of the tested material, product or service must first be approved in writing by Intertek. The observations and test results in this report are relevant only to the sample(s) tested. This report by itself does not imply that the material, product, or service is or has ever been under an Intertek certification program.

TEST REPORT FOR SERENITY ACQUISITION COMPANY

Report No.: 106266697MID-004R1

Date: 01/28/26

SECTION 3

TEST METHODS

The specimen was evaluated in accordance with the following:

ANSI/UL 1784-2015, *Standard for Air Leakage Tests of Door Assemblies and Other Opening Protectives*, Fourth Edition, February 17, 2015

SECTION 4

MATERIAL SOURCE

The product was sampled by Intertek representative Robert Beyer (refer to Sampling Report #106266697MID-002) on July 25, 2025. The sample was received at the Middleton facility on August 20, 2025 in good condition and labeled as MID2508201544-001. Refer to the product drawings in Section 11.

SECTION 5

LIST OF OFFICIAL OBSERVERS

NAME	COMPANY
Lee Turner	Serenity Acquisition Company
Russ Burt	Intertek B&C
Randy Leeder	Intertek B&C

SECTION 6

TEST PROCEDURES

All conditioning of test specimens and test conditions were at standard laboratory conditions unless otherwise reported. Refer to test assembly photos in Section 10.

ANSI/UL 1784-2015

The sample air leakage rate was determined at ambient temperature in both orientations. Leakage rates were determined using a laminar flow element (ICN: 562) at four test pressures ranging from 0.05 to 0.3 inches H₂O as measured by an inclined manometer (ICN: 1198). After determining the orientation with greatest leakage, that orientation was tested at an elevated temperature of 400 ±10°F (ICN: 54). Closing force was measured as the minimum force exerted by the self-closing mechanism to fully close and latch the door (ICN #65162).

TEST REPORT FOR SERENITY ACQUISITION COMPANY

Report No.: 106266697MID-004R1

Date: 01/28/26

SECTION 7

TEST SPECIMEN DESCRIPTION

The sample under evaluation was a Serenity Sliding Door System. Personnel from Serenity Acquisition Company installed the door system into a test wall constructed by Intertek personnel. The test wall was constructed of nominal 2 x 4 wood studs with 5/8-inch drywall on both sides, with a rough opening of 46.5-inches wide by 85-inches high. Wood blocking was installed per the installation instructions across the wall to support the track. The door system consisted of a sliding glazed aluminium door with a top support track and extruded aluminium jambs. The door dimensions were 48-inches wide by 84-inches high. The door had a ¼-inch thick tempered glass opening with daylight opening dimensions of 37-inches wide by 68.5-inches high. The sample included Pemko S773 gasket in the head track, Pemko S773 gasket attached to the face of the door at the trailing edge, Pemko S771 gasket was applied to the face of the jamb frame such that it contacted the S773 when the door was closed, Pemko S88 in the latch edge of frame, a wool pile gasket in track and frame receiver, and a Serenity Acoustic automatic door bottom. The sample included a self-closing mechanism and a sliding door latch. For additional details see drawings in Section 11 of this report.

TEST REPORT FOR SERENITY ACQUISITION COMPANY

Report No.: 106266697MID-004R1

Date: 01/28/26

SECTION 8

TEST RESULTS

MEASURED SAMPLE AREA (ft ²)	CLOSING FORCE (lbf)
26.25	12

Track Out of Chamber Orientation, Ambient Temperature

TEST PRESSURE (inch H ₂ O)	CHAMBER TEMP (°F)	SAMPLE LEAKAGE (scfm)	LEAKAGE RATE (scfm/ft ²)
0.05	68	11.00	0.42
0.10	68	18.95	0.72
0.20	69	29.13	1.11
0.30	70	38.34	1.46

Track Into Chamber Orientation, Ambient Temperature

TEST PRESSURE (inch H ₂ O)	CHAMBER TEMP (°F)	SAMPLE LEAKAGE (scfm)	LEAKAGE RATE (scfm/ft ²)
0.05	69	9.12	0.35
0.10	69	13.93	0.53
0.20	69	21.53	0.82
0.30	70	25.52	0.97

Track Out of Chamber Orientation, Elevated Temperature

TEST PRESSURE (inch H ₂ O)	CHAMBER TEMP (°F)	SAMPLE LEAKAGE (scfm)	LEAKAGE RATE (scfm/ft ²)
0.05	391	7.58	0.29
0.10	394	12.90	0.49
0.20	392	24.26	0.92
0.30	395	33.29	1.27

SECTION 9

CONCLUSION

After evaluating in accordance with ANSI/UL 1784-2015, the provided sample obtained the leakage rates listed in Section 8 of this test report. ANSI/UL 1784-2015 does not contain minimum performance criteria.

TEST REPORT FOR SERENITY ACQUISITION COMPANY

Report No.: 106266697MID-004R1

Date: 01/28/26

SECTION 10 PHOTOGRAPHS



Photo No. 1

Overview of Test Assembly- Track Out of Chamber Orientation



Photo No. 2

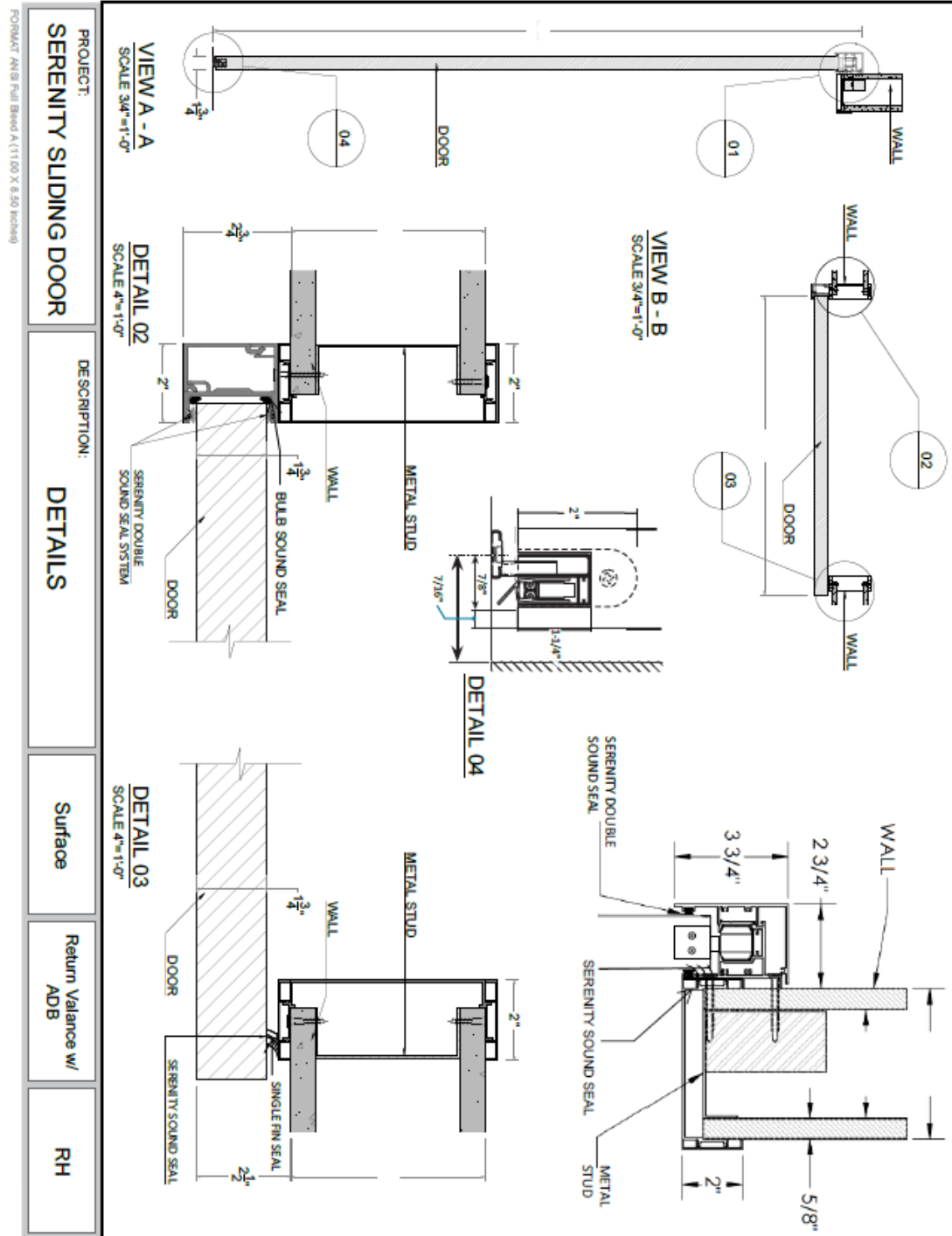
Overview of Test Assembly- Track Into Chamber Orientation

TEST REPORT FOR SERENITY ACQUISITION COMPANY

Report No.: 106266697MID-004R1

Date: 01/28/26

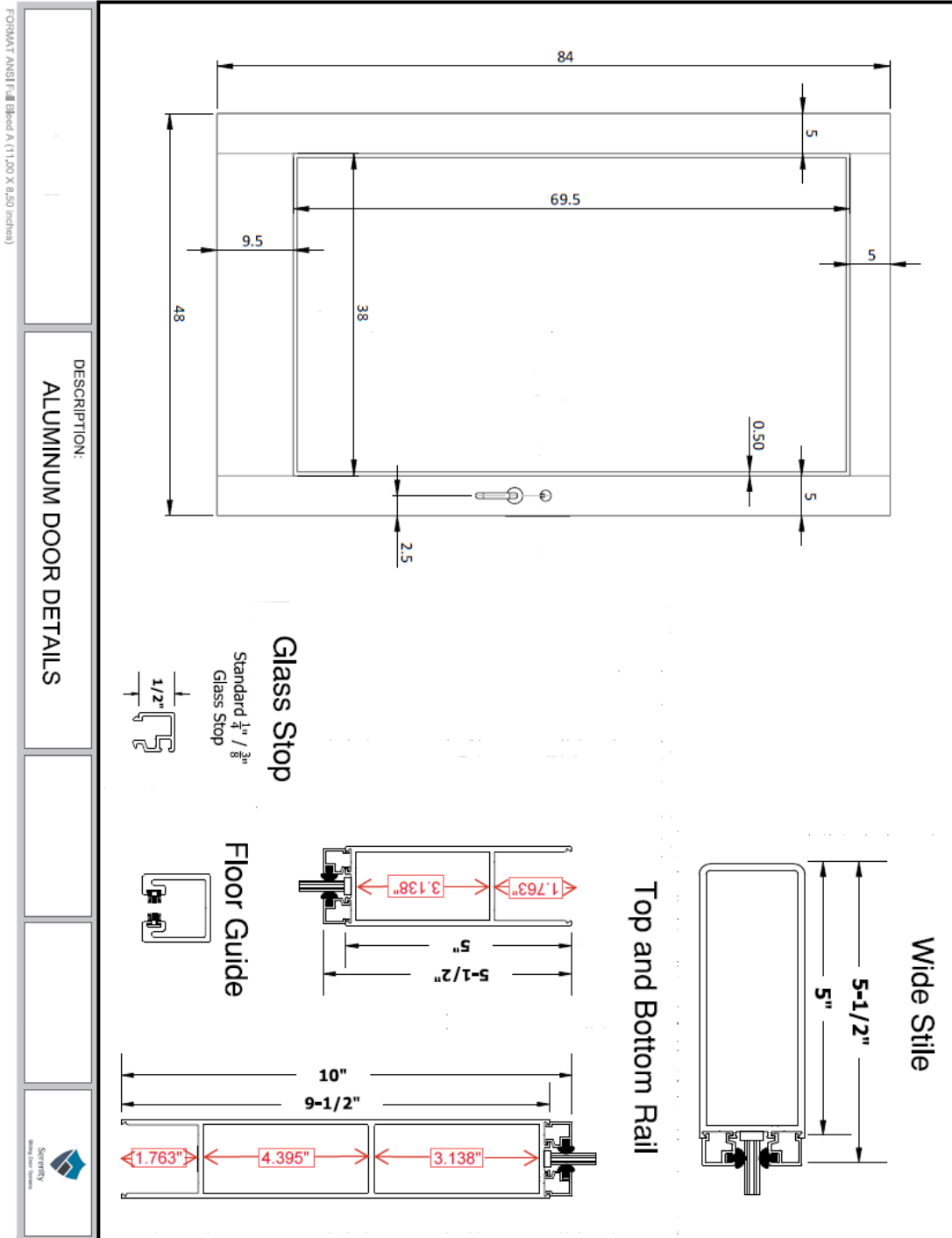
SECTION 11 DRAWINGS



TEST REPORT FOR SERENITY ACQUISITION COMPANY

Report No.: 106266697MID-004R1

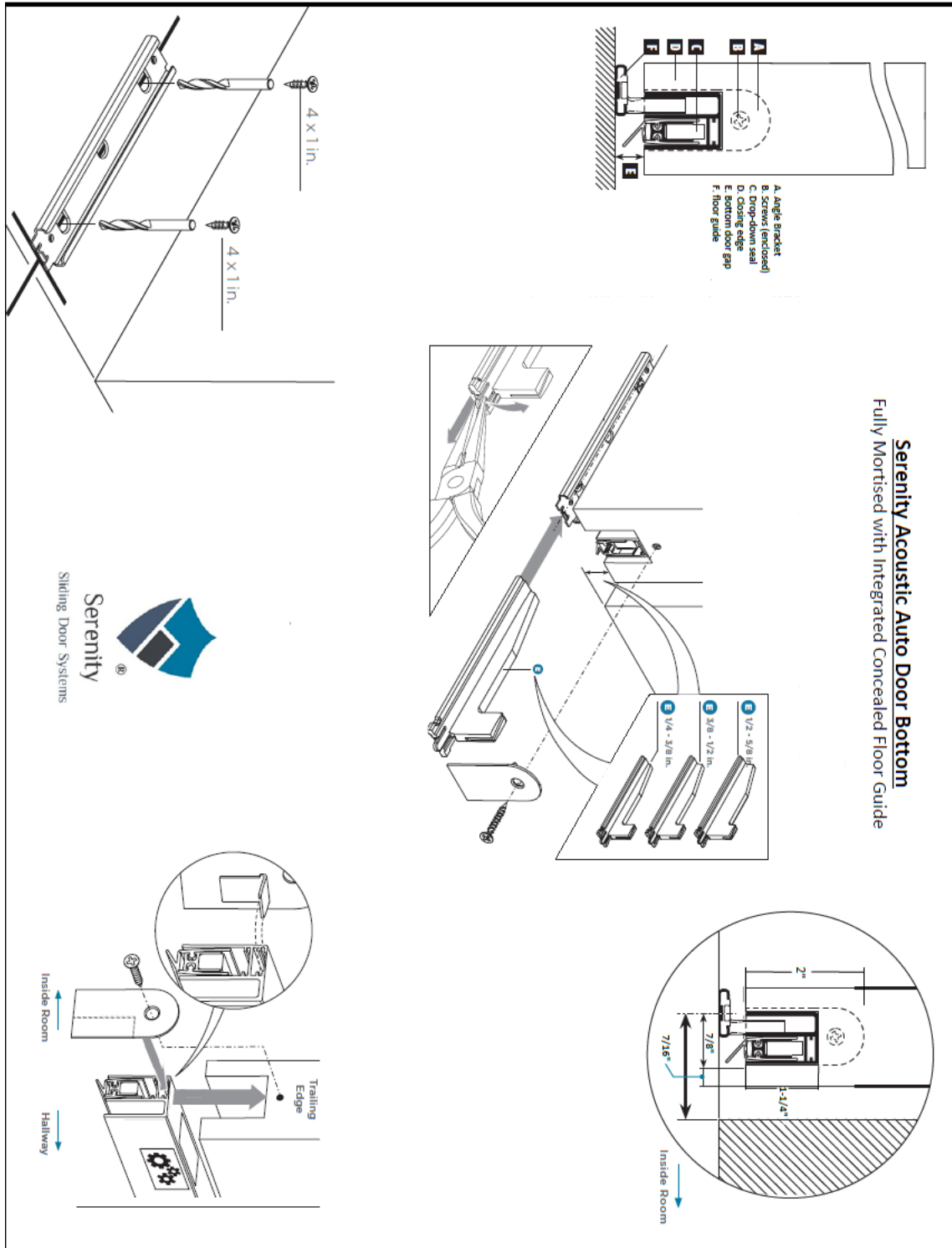
Date: 01/28/26



TEST REPORT FOR SERENITY ACQUISITION COMPANY

Report No.: 106266697MID-004R1

Date: 01/28/26





Total Quality. Assured.

8431 Murphy Drive
Middleton, WI 53562

Telephone: 608-836-440
Facsimile: 608-831-9279
www.intertek.com/building

TEST REPORT FOR SERENITY ACQUISITION COMPANY

Report No.: 106266697MID-004R1

Date: 01/28/26

SECTION 12

REVISION LOG

REVISION #	DATE	PAGES	REVISION
0	01/28/26	N/A	Original Report Issue
1	02/06/26	2, 5	Revised Test Parameters – Sample Area