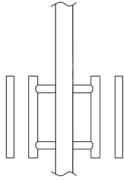
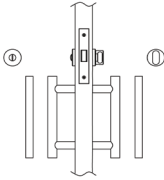
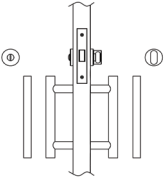
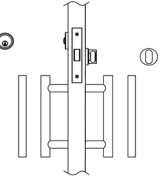
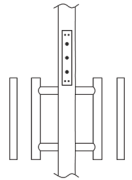
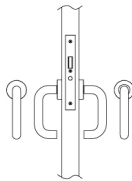
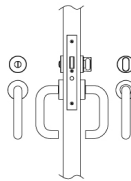
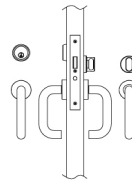
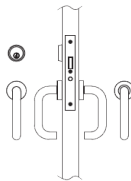
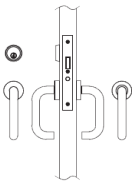
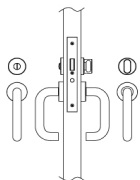
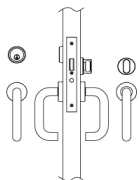
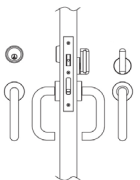
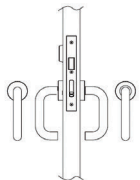




Lock Options

Serenity provides a variety of lock types and functions. With options for all security levels, you can match to your project needs. Back-to-back ladder pulls are available in two finishes and lengths of 12" and 16". Levers are available in twelve different styles and six finishes. Additional lock options available by request. Please visit our [Hardware](#) page to view all design options.

Need help deciding? [Reach out to our team!](#)

DEADLOCKS				ELECTRIFIED
 <p>SD5310 Pulls Only</p> <p>Pulls Only with No Lock Case</p>	 <p>SD5340 Coin Turn</p> <p>Privacy with Emergency Release & ADA Thumbturn</p>	 <p>SD5340i Privacy Indicator</p> <p>Privacy with Emergency Release, Indicator, & ADA Thumbturn</p>	 <p>SD5350 Keyed Lock</p> <p>Entry with Single Cylinder & ADA Thumbturn</p>	 <p>SD8035 Magnetic Lock</p> <p>Fail-safe, Dual Voltage 12/24 VDC</p>
AUTO LATCHING MORTISE LOCKS				
 <p>SD9610 Passage</p> <ul style="list-style-type: none"> Bolt auto-latches Outside and inside levers are always unlocked and retract bolt 	 <p>SD9640 Privacy</p> <ul style="list-style-type: none"> Bolt auto-latches Inside thumb-turn locks or unlocks outside lever Outside emergency coin release unlocks outside lever then outside lever retracts bolt Inside lever retracts bolt and unlocks outside lever for emergency egress 	 <p>SD9650 Office</p> <ul style="list-style-type: none"> Bolt auto-latches Outside key or inside thumb-turn locks or unlocks outside lever When unlocked, outside lever retracts bolt Inside lever retracts bolt for emergency egress and unlocks outside lever 	 <p>SD9670 Classroom</p> <ul style="list-style-type: none"> Bolt auto-latches Outside key locks or unlocks outside lever Inside lever retracts bolt for emergency egress 	 <p>SD9680 Storeroom</p> <ul style="list-style-type: none"> Bolt auto locks Outside lever is always locked unless unlocked with key; re-locks when key is removed Inside lever retracts bolt for emergency egress
ELECTRIFIED MORTISE LOCKS		ELECTRIFIED MORTISE LOCKS W/ AUTO LATCH		
 <p>SD97PT40 Privacy</p> <ul style="list-style-type: none"> Deadbolt projected/retracted by built-in stepper motor when energized by 12/24V DC power transferred through contacts on lock and strike Thumbturn inside throws/retracts deadbolt to lock/unlock door Outside emergency coin release unlocks outside lever than outside lever retracts bolt <ul style="list-style-type: none"> Inside lever always unlocks deadbolt for emergency egress 	 <p>SD97PT50 Office</p> <ul style="list-style-type: none"> Deadbolt projected/retracted by built-in stepper motor when energized by 12/24V DC power transferred through contacts on lock and strike Insert and turn key from outside to throw/retract deadbolt to lock/unlock door Thumbturn inside throws/retracts deadbolt to lock/unlock door Outside lever is rigid at all times Inside lever always unlocks deadbolt for emergency egress 	 <p>SD97ATL53 Office/Entrance</p> <ul style="list-style-type: none"> Latchbolt projected/retracted by built-in stepper motor when energized by 12/24V DC power transferred through contacts on lock and strike Key from outside to throw/retract latchbolt to lock/unlock door Thumbturn inside throws/retracts latchbolt to lock/unlock door Outside lever is rigid at all times <ul style="list-style-type: none"> Inside lever always unlocks latchbolt for emergency egress 	 <p>SD97ATL80 Storeroom</p> <ul style="list-style-type: none"> Latchbolt projected/retracted by built-in stepper motor when energized by 12/24V DC power transferred through contacts on lock and strike Key from outside to throw/retract latchbolt to lock/unlock door <ul style="list-style-type: none"> Door cannot be locked from inside Outside lever is rigid at all times <ul style="list-style-type: none"> Inside lever always unlocks latchbolt for emergency egress 	

Please note for electronic locks:

*Integrates with most access control products, including keypads and biometric readers, combining smart door lock capabilities with electronic lock features to provide keyless and keyed locking and latching solutions

*Access control accessories are provided by others