



**Serenity**  
Sliding Door Systems

**EXPEDITED**   
**ORDER PROGRAM**



The Expedited Order Program offers both complete systems and system components in only two weeks.

For additional options with reduced lead times, view our [Serenity Complete](#) program. To see all systems available, view our [Standard Lead Times](#).

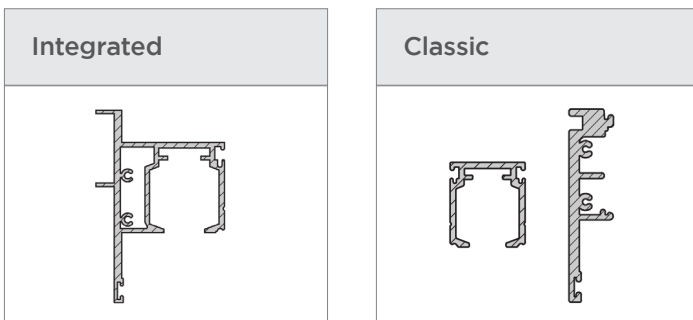
### Need a Solution FAST?

Through the Expedited Order Program, Serenity can provide what you need in as little as two weeks! Whether you're looking for a complete system or just certain components, this program is perfect for when you need solutions FAST. With multiple options for doors, finishes, sizes, and hardware - Serenity is prepared for a variety of projects.

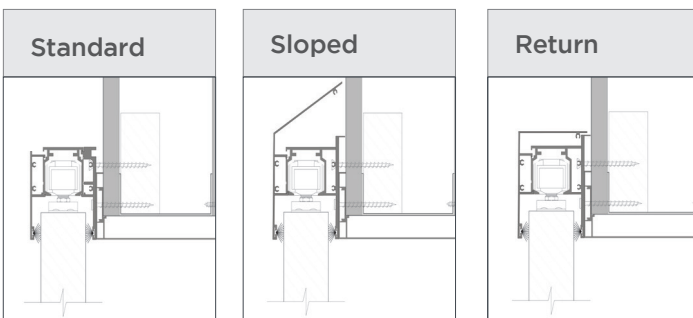
### Questions on Customizing?

Our team is ready to help you find what's perfect for your project. Reach out to Serenity with any questions or to request a quote.

### Track + Backer



### Valances



#### Program Details

Ships within 2 weeks upon receipt of signed submittal. Subject to inventory availability and order acceptance. Projects up to 20 doors are typically eligible. For surface mount systems only. Some locking hardware/custom doors may ship direct from manufacturer. Expediting surcharge will apply to material only. Freight expediting also available.

### Door Slabs

Veneer	Finish	Core	Cut
White Maple	Clear	SCL	Plain Sliced
White Maple	Unfinished	SCL	Plain Sliced
Natural Birch	Unfinished	SCL	Rotary Cut
White Birch	Clear	SCL	Plain Sliced
White Birch	Unfinished	SCL	Plain Sliced
Red Oak	Clear	SCL	Plain Sliced
Red Oak	Unfinished	SCL	Plain Sliced
White Oak	Clear	SCL	Plain Sliced
White Oak	Unfinished	SCL	Plain Sliced
HDF Hardboard	Primed Opaque	SCL	N/A

### Frame Finishes and Sizes

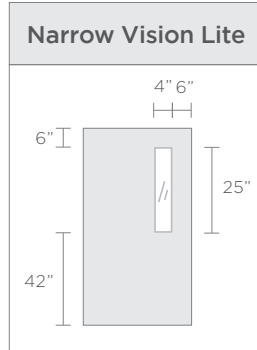
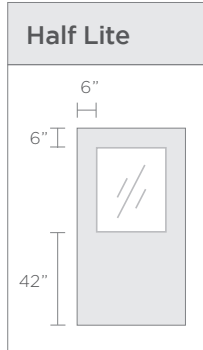
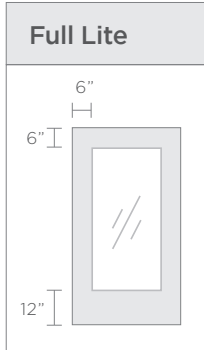
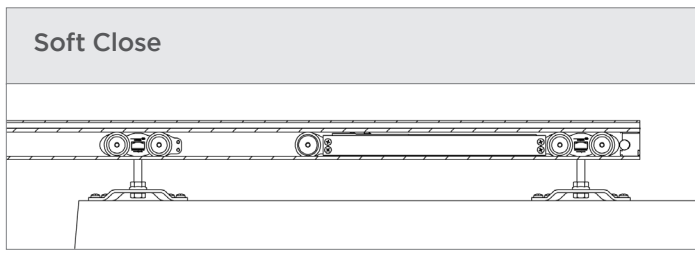
Clear Anodized	5"	5 1/4"	5 1/2"	6 1/8"	7 1/4"
Black Anodized	5"	5 1/4"	5 1/2"	6 1/8"	7 1/4"

### Sizes

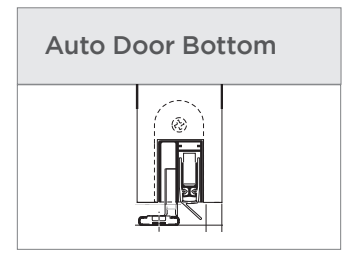
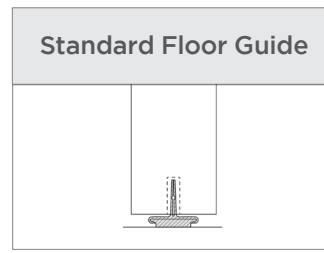
C.O. = Clear Opening \ R.O. = Rough Opening

C.O. Width	Door Slab Width	R.O. Width
Up to 3' - 6"	Up to 4' - 0"	Up to 4' - 0"
C.O. Height	Door Slab Height	R.O. Height
Up to 7' - 0"	Up to 7' - 0"	Up to 7' - 1"

## Closer



## Door Bottoms


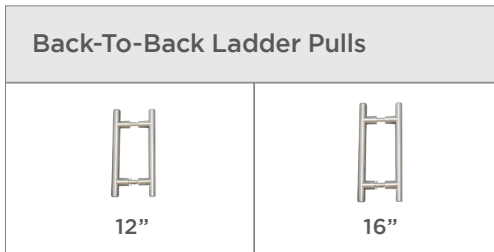


## Lite Kits

Doors are available with no Lite, Full Lite, Half Lite, or a Narrow Vision Lite. Factory glazed 1/4" clear tempered glass is available for standard lite sizes. Custom sizes available with glass by others. Manufacturer's standard flush wood bead.

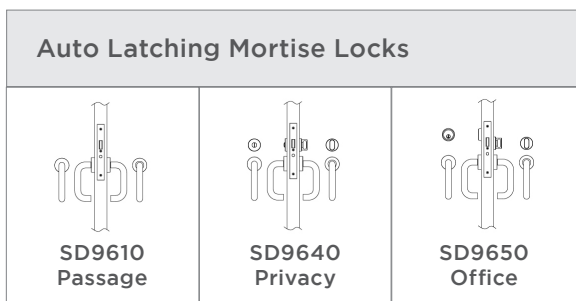
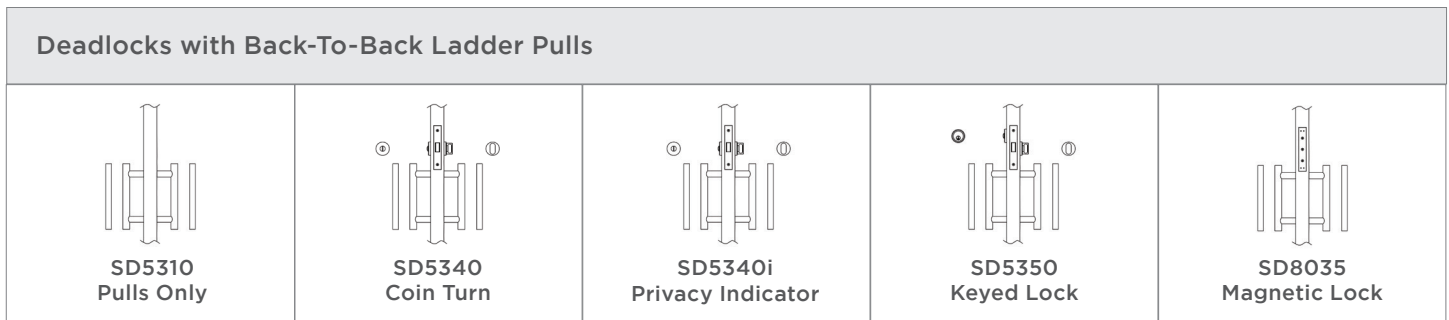


## Handles



\*Pulls & levers available in US32D/630 Satin Stainless Steel or US19/622 Flat Black. Additional lever designs available upon request.

## Locks



## Handing Chart

RH	LH	RHR	LHR



**Submit a Request to Get Started**

[www.SerenitySlidingDoor.com](http://www.SerenitySlidingDoor.com) | 719.212.6007 | [Info@SerenitySlidingDoor.com](mailto:Info@SerenitySlidingDoor.com)